

Smart Connect Multi-Loop (SMART6)

Description


The SMART6 Multi-loop is a powerful and sophisticated Analogue Addressable Fire Alarm Control Panel that offers a variety of modular components which allow it to meet a wide variety of applications.

The graphical touch screen provides a clear, uncluttered and intuitive interface which results in the end user requiring minimal training.

The control panel has the capability to support complex cause and effect programming and a wide range of user controllable functions that make the panel suitable for a vast range of projects from multi-site commercial developments through to industrial applications.

It can operate as part of a networked system of up to 64 panel's peer-to-peer, or a standalone panel. It has powerful programming options that allow configurable control over whether messages from specific panels are transmitted around the network or remain local.

Each system component has been specifically designed to operate as part of a Smart Multi-loop EN54 listed system providing assurance that the detectors, interfaces, sounders, and panel are all fully compatible with each other and that the full range of system functionality is supported by all devices.



Features

- Modular construction allows a panel to be specified using just the required modules.
- Up to 4 loop card modules.
- 4.3" colour touch screen display.
- Capacity for up to 6 intelligent modules.
- Full system redundancy.
- Connection to TCP/IP Module.
- Extensive Day/Night mode programming.
- Full cause and effect programming via front panel or the Smart configurator PC software.
- 8032 event log entries.
- using multiple zone monitor modules, the panel can be configured into a fully functioning conventional panel.
- 250 fyreye MKII devices per loop.
- 254 addresssable programmable zones.
- Up to 64 panel peer-to-peer network.
- Positive Alarm Sequence.
- Alarm Verification
- Day/night (Building occupied/unoccupied) programming.
- Alarm circuit special application 24V mode.
- 400W Power Supply.



Smart Connect Multi-Loop (SMART6)

Technical Specification

Code	
Description	Intelligent Addressable Control Panel
Standard	EN54-2 & EN54-4
Main Primary Supply	
Mains AC Supply Voltage*	230V AC (+10% / -15%) 120V AC (+10% / -15%)
Mains AC Supply Frequency	47-63 Hz
Power Supply DC Rating	30V DC, 400W
Battery Secondary Supply	
Battery Voltage	24VDC
Battery Charge Current	1.1A (max)
Battery Capacity	2 x 12Ah, 12VDC sealed lead acid (max)
Alarm Circuits (SCM-ACM)	
Output Voltage	24VDC Nominal
Maximum Alarm Circuit Current	2 x 500mA (max)
Maximum Line Impedance	3.6Ω (1.8Ω per core)
Wiring Class	Class B [Power limited & Supervised]
Special Applications	Auxiliary 24VDC Output [Power limited & Unsupervised]
Detection Loop (SCM-LCM)	
Circuit Voltage	28V + 9V Data (Nominal)
Maximum Loop Current	450mA
Maximum Loop Capacity	250 Addresses
Maximum Loop Resistance	25Ω per core @ 200mA / 10Ω per core @ 450mA
Maximum Loop Capacitance	500nF
Termination Board Relay Outputs	
Alarm	(C,NO,NC) Contact rating: 125VAC @ 0.5A / 30VDC @ 1A
Fault	Normally Energised (C,NO,NC) Contact rating: 125VAC @ 0.5A / 30VDC @ 1A
Network	
Maximum Network Size	64 Nodes
Maximum Distance Between Nodes	1KM
Software	
Maximum Software Zones	254 Zones
Maximum Event Log	8032 Events
Software Programming	Touchscreen LCD or Smart Configurator PC software
Display	
LCD	4.3" Resistive touch screen. 480 x 272 pixel resolution
LED Indicators	1 Red (1 x Alarm), 1 Green (Power), 10 Yellow (1 x Sounder Active, 1 x Sounder Fault, 1 x Fault, 1 x Relay Delay, 1 x Controls Active, 1 x General Disablement, 1 x General Test, 1 x Sounder Disablement, 1 x Sounder Delay, 1 x System Fault).
Button Controls	Stop Sounders, Silence Buzzer, Scroll Display, Reset, Start Sounders

Smart Connect Multi-Loop (SMART6)

Technical Specification

Enclosure

Dimensions H x W x D (mm)	535mm x 385mm x 150mm
Weight	9KG
Cable Entries	34
Max Module Capacity	6

Environmental

Operating Temperature	-5°C (23°F) to 49°C (120°F)
Relative Humidity	93% Non-Condensing

* Panel approval testing performed at 230V / 50 Hz

Module List

Description	Code
Loop Card Module	SCM-LCM
Alarm Circuit Module	SCM-ACM
Multi Relay Module	SCM-RM
RS485 Network Module	SCM-NM
Multi Input Module	SCM-MIM
Zone Monitor Module	SCM-ZMM
*RS232 Printer Module	SCM-PM
**Ethernet TCP/IP Module	SCM-LAN

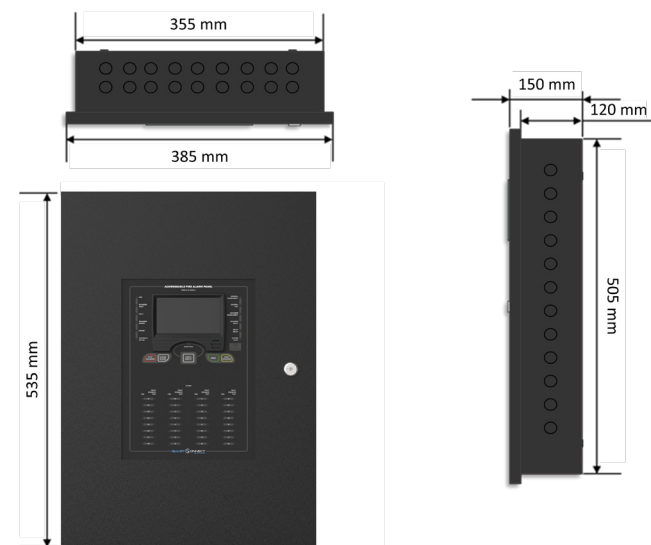
*Only available on SMART10/P & SMART26/P Versions

**SCM-LAN not tested by LPCB

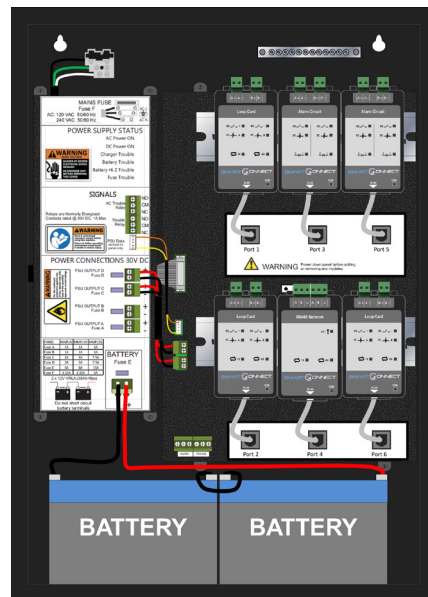
Product Codes

Description	Code
SMART6 Multi-loop Addressable Control Panel	SMART6
SMART6 Multi-loop Addressable Control Panel w/ 32 Zone LED	SMART6/32

Dimensions



Panel Interior View



Benefits

- Troubleshooting and programming time minimised by utilising a range of features such as loop auto search, walk test, detailed system menu's etc.
- Full system redundancy.
- Menu driven graphical touch screen user interface for ease of operation.
- Supports a comprehensive range of DIN mounted panel modules and devices for greater flexibility in design.
- Available in a variety of different panel enclosure sizes to better suit a sites requirements.
- Touch screen full functioning repeater available (SMART/REP).