


Duct Unit Enclosure c/w 2 Aluminium Probes (ZT-DU2)



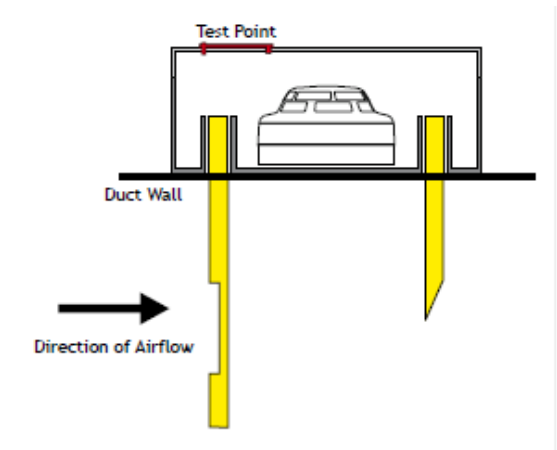
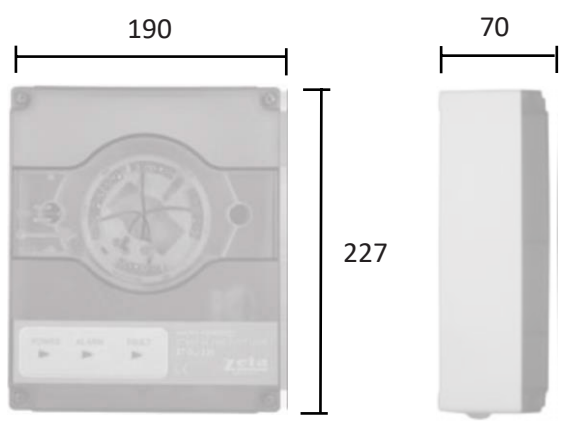
Description

The Zeta duct unit allows air in a ventilation duct to be monitored for smoke via a smoke detector mounted externally in a sealed chamber.

The unit comes supplied with 2 sampling probes (on in & one out) which are mounted through the duct in the centre of the air flow.

Features

- ✓ Fire and Fault relays
- ✓ Option fir katching or non-latching
- ✓ Manual reset (latching option)



Specification

Model	ZT-DU2
Part No.	48-010
Dimensions (Main Unit)	190 x 227 x 70mm
Weight (Main Unit)	728g