

# Smart Power 27V PSU

(ZSP135-DR)







## Description

The ZSP135-DR power system is used for supplying the uninterruptible 24V voltage to various fire protection devices.

It conforms to the standards EN 54-4:1997/A2:2006 and EN 12101-10:2005 and guidelines of VdS 2541:1996-12, 2882:2004-11, 2824:2004-03, 2593:2002-09.

## Features

-  Low quiescent current
-  Battery circuit high resistance indication
-  RS232/485 communication
-  Low failure rate (0.5% for three years)

## Technical Specification

Model	ZSP135-DR-2A-1	ZSP135-DR-3A-1	ZSP135-DR-3A-2	ZSP135-DR-5A-1	ZSP135-DR-5A-2	ZSP135-DR-5A-3	ZSP135-DR-7A-1	ZSP135-DR-7A-2	ZSP135-DR-7A-3
Part No.	46-310	46-3115	46-320	46-325	46-330	46-335	46-340	46-345	46-350
Nominal Input Voltage	230V +10% -15%								
Nominal Output Voltage	27.1V								
Output Voltage Range	19.7 to 28.0V								
Nominal Output Current	1.0A	2.0A	1.5A	4.0A	3.5A	3.0A	6.0A	5.5A	5.0A
Maximal Output Current	2A	3A	3A	5A	5A	5A	7A	7A	7A
Current Consumption	max 35 mA								
Maximal Resistance	250mΩ								
Number of Outputs	2 Fused Outputs								
Working Temperature	-25 to +55°C, 75°C over 2h								
IP Rating	IP44								
Functional class EN 12101-10:2005	A								
Environment class EN 12101-10:2005	1								
Environmental class VdS 2593	III								
Electric safety class EN 60950-1:2006/A11:2009/A1:2010	I								
Type of Box	A	A	B	A	B	C	A	B	C

## Mechanical Specification

Box Type	Box A	Box B	Box C
Battery Bank Capacity	17Ah	28Ah	40Ah
Dimensions (W x H x D)	390 x 350 x 90	390 x 350 x 140	450 x 350 x 180
Weight (with Batteries)	6.4kg (18.0kg)	8.3kg (28.3kg)	11.0kg (42.3kg)